

FOR FISHERY INDUSTRY

Light weight & Compact Most Suitable for Fishing Boats

Applications

- Winding anchor for boats
- Drawing fishing net
- Towing line
- Winding up basket

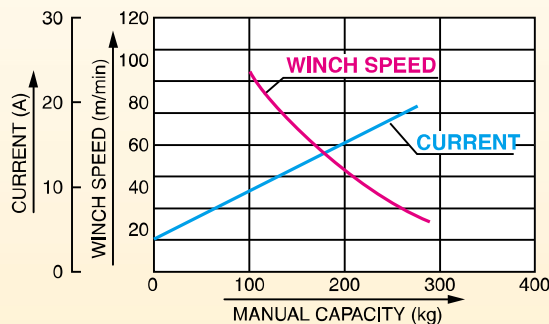


REL-2512



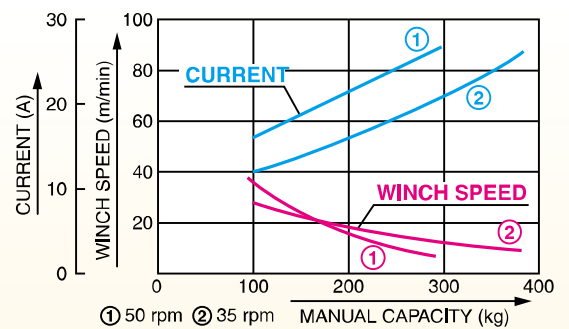
RES-2512

REL-2524 (250W, 24V Type)

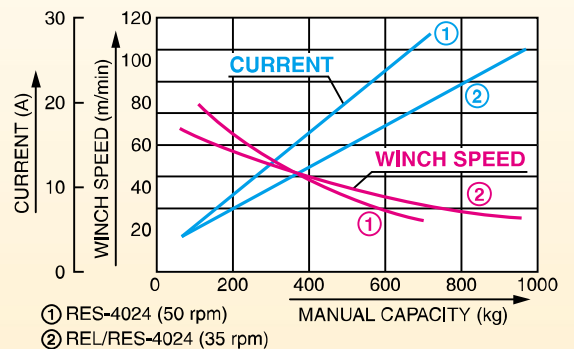


Performance Curve

RES-2512, REL-2512 (250 W, 12 V Type)



RES-4024, REL/RES-4024 (400 W, 24 V Type)



Specifications

Model	RES-2512	REL-2512	REL-2524	RES-4024	REL-4024	RES-4024L	REL-4024L
Voltage	DC 12 V			DC 24 V			
Rated Current	30 A		30 A	25 A			
Motor Output	250 W			400 W			
Rating	1 h / 30 A		1 h / 30 A	1 h / 25 A			
Roller Revolution	50 rpm (Low), 100 rpm (High)		50 rpm (Low), 100 rpm (High)	50 rpm (Low), 100 rpm (High)		35 rpm (Low), 70 rpm (High)	
Manual Capacity	Max. 280 kg (Low), 140 kg (High), (90 A)	280 kg (Low), 140 kg (High)	280 kg (Low), 140 kg (High)	700 kg (Low), 350 kg (High)	900 kg (Low), 450 kg (High)	900 kg (Low), 450 kg (High)	900 kg (Low), 450 kg (High)
Winch Speed (With 100 kg Load)	6 m/min (19 ft/min) (Low)	13 m/min (42 ft/min) (High)	23 m/min (75 ft/min)	20 m/min (65 ft/min) (Low)	33 m/min (108 ft/min) (High)	13 m/min (49 ft/min) (Low)	23 m/min (82 ft/min) (High)
Standard Accessories	1 Cable Gland for Ship, 1 Waterproofing Plate, 1 Vertical Type Main Body Packing, 5 Crimping Terminals, 1 Connection Terminal						
Gross Weight	20 kg (44 lbs)	15 kg (33 lbs)	14.5 kg (32 lbs)	24 kg (53 lbs)	20.5 kg (45 lbs)	24 kg (53 lbs)	20.5 kg (45 lbs)
Dimensions L×W×H (mm)	570×250×285	478×245×285	478×245×285	560×240×270	478×245×285	560×240×270	478×245×285
Packing Unit	1						